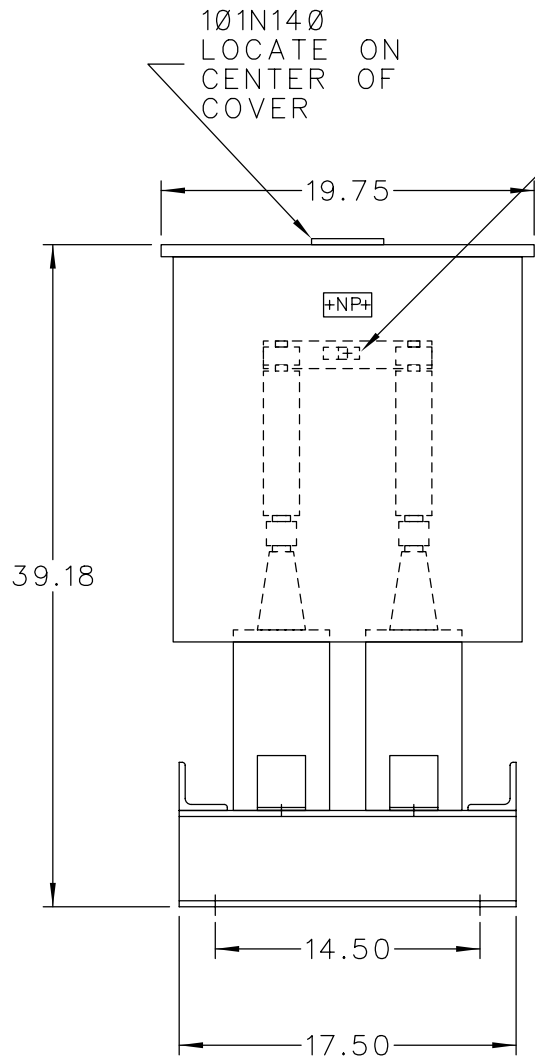
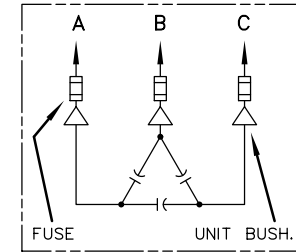
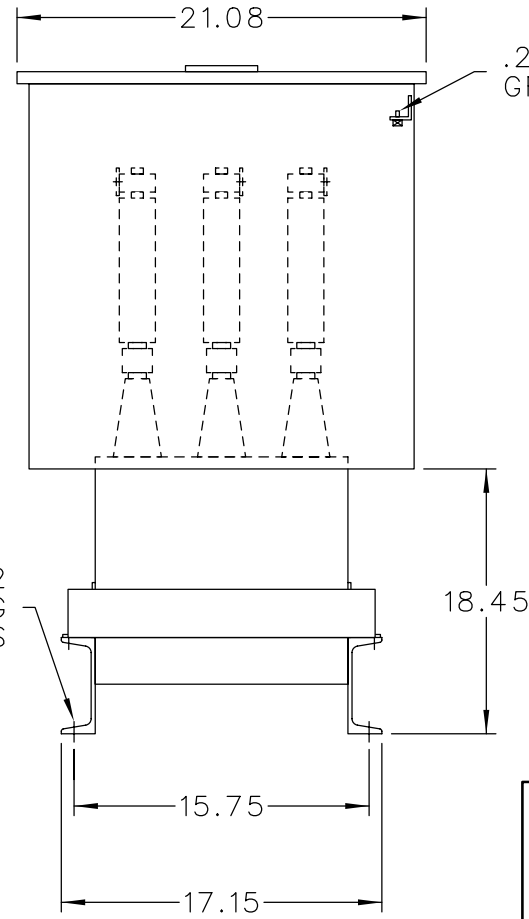


SIZE <b>A</b>	DWG NO. 37F0524440	SH 2	REV
REV 1	McGINN DEL BARRIERS	DATE	



TERMINAL FOR #6  
TO 25Ø MCM CABLE



SCHEMATIC DIAGRAM

INCLUDES DISCHARGE RESISTORS

CAT. 37F0524440 SER.NO.  
KVAR 425 VOLT 416Ø  
Hz 6Ø PH 3 CONN. DELTA  
CONN. DIAG.

READ INST. GEH-2711

NP22Ø452

NOTE:  
ADD "Ø37" SUFFIX TO  
CATALOG NO. FOR  
CSA LABELED PRODUCT.

	CAPACITOR & POWER PROTECTION FORT EDWARD, N.Y., U.S.A.	
	DRAWN JCozzens	JULY 28, 1997
ISSUED	7-3Ø-97	

SIZE <b>A</b>	APPROX.WT 181 LBS
SCALE	

OUTLINE <b>37F0524440</b>	
SHEET	2

DISTR TO