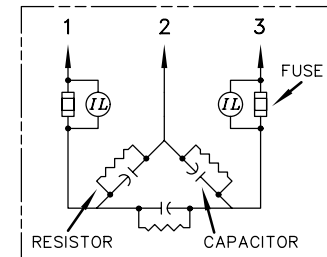
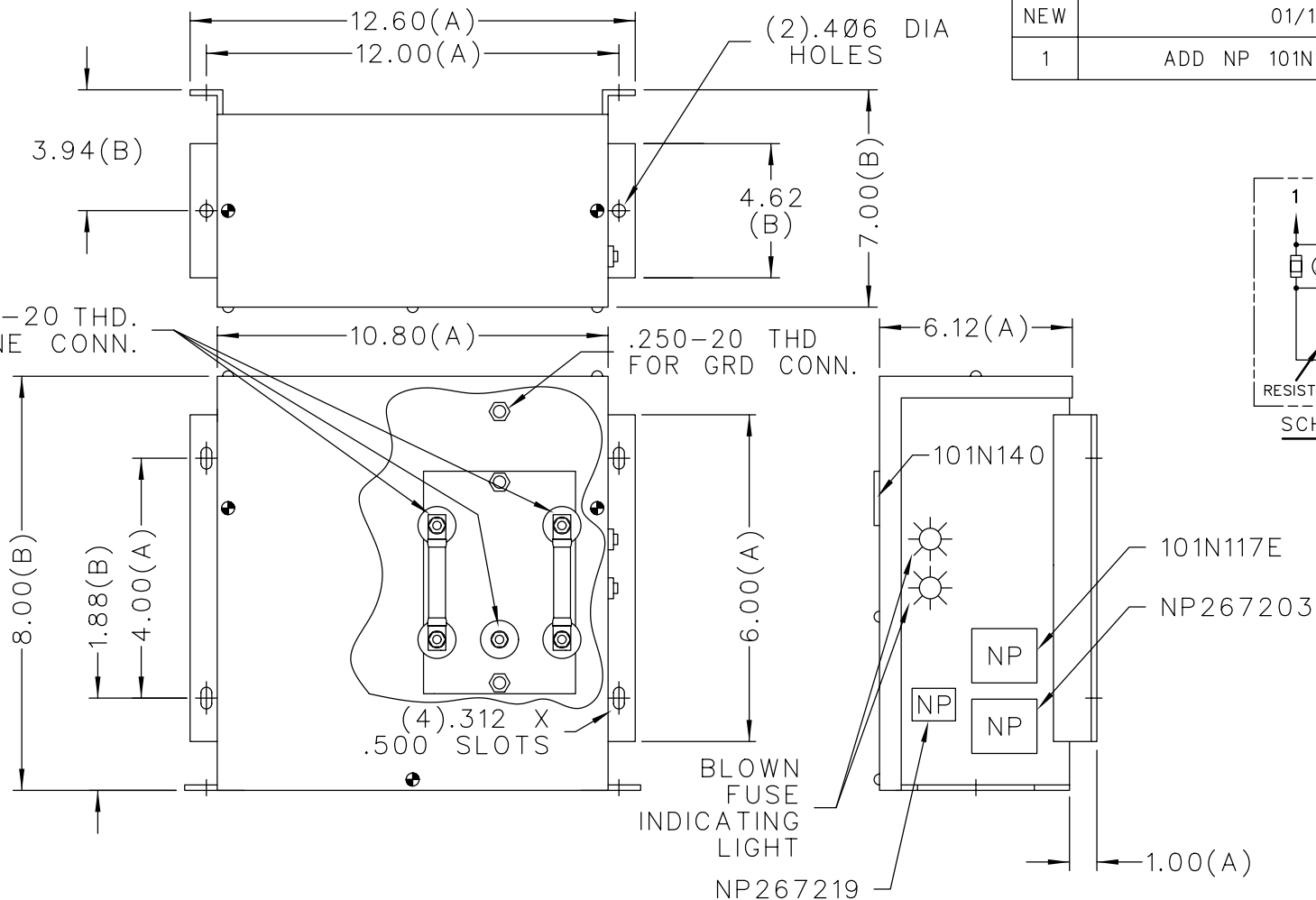
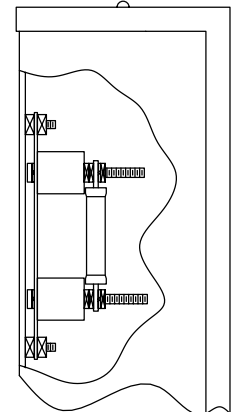


SIZE A	DWG NO. 65L811TD1	SH 2	REV
NEW	01/14/91		
1	ADD NP 101N140	DATE 10/20/93	



SCHEMATIC DIAGRAM


TOL	+/-
A	.06
B	.12
C	.18
D	.25

CAT 65L811TD1 SN
15 KVAR 480V 60HZ 3PH

0.22 GAL

MFG DATE
READ GEH-2738

NP267203

<div></div> <div>CAPACITOR & POWER PROTECTION OPERATION LOCATION: FORT EDWARD, N.Y., U.S.A.</div>		SIZE <div>A</div>	EST. WT. <div>13 Lbs.</div>	OUTLINE <div>65L811TD1</div>	
DRAWN 01/02/91		SCALE		SHEET 2	
ISSUED 01/14/91					