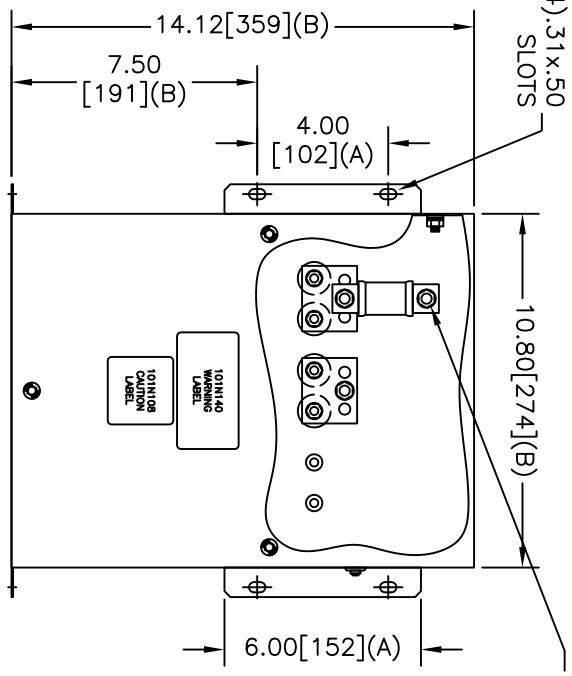
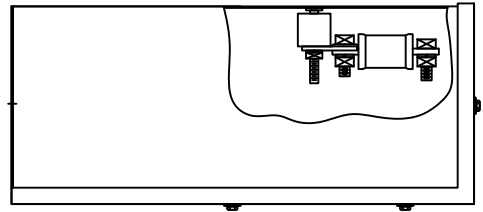
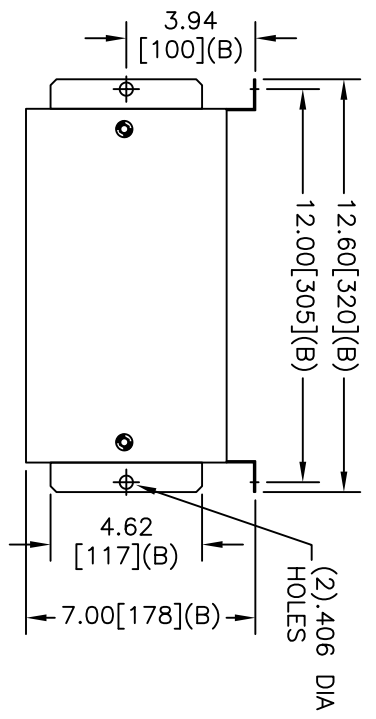
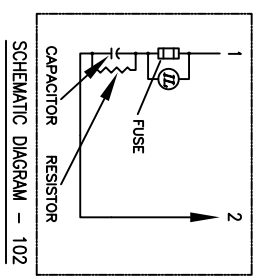
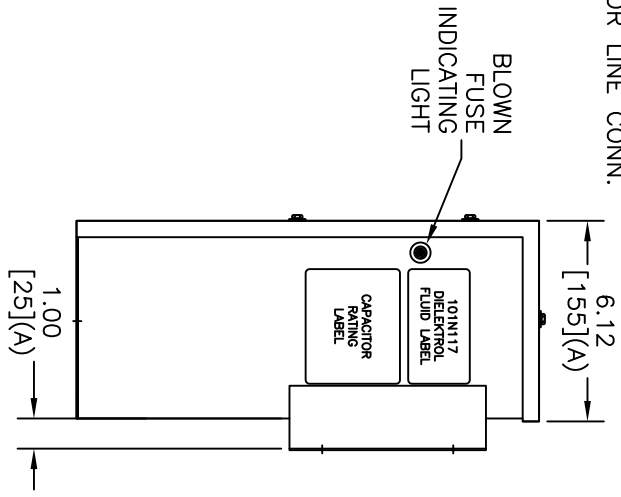


SIZE	DWG NO	SHT	REV
A	65L811T22	2	1
REV	DESCRIPTION	DATE	APPROVED
1	CORRECT SCHEMATIC	5/26/2004	BTR



(4) .31 x .50 SLOTS  
 .31 - 18 x 1.00 BOLT FOR LINE CONN.



**GE CAPACITOR**

WITH INTERNAL DISCHARGE RESISTORS

CAT 65L811T22 SN  
 15 KVAR 240V 60HZ 1PH

CONTAINS 0.2 GAL. COMBUSTIBLE LIQUID WITH LESS THAN ONE PART PER MILLION PCB ON MFG DATE MM/YYYY  
 CAUTION BEFORE INSTALLING OR OPERATING READ GSH-2738

NP267203 FORT EDWARD, N.Y. MADE IN U.S.A.

**INDUSTRIAL SYSTEMS**  
 FORT EDWARD, N.Y., U.S.A.

INDUSTRY

DATE 7/29/2003  
 DATE 8/6/2003

SCALE A

SHEET 2 CONT -

ISSUED

TOL	+/-
A	.06
B	.12
C	.18
D	.25