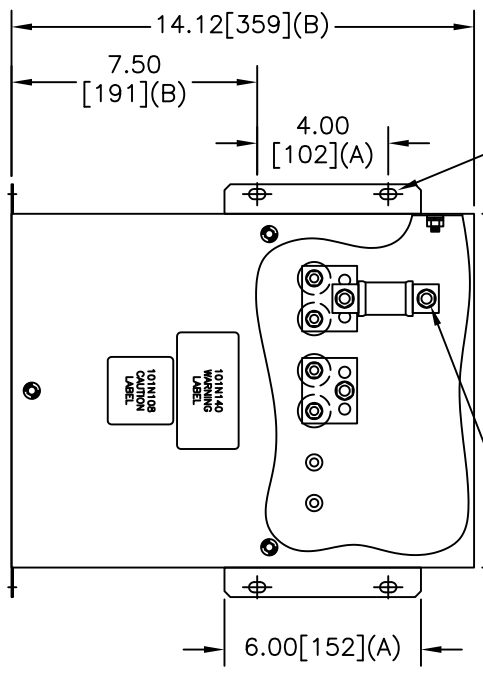
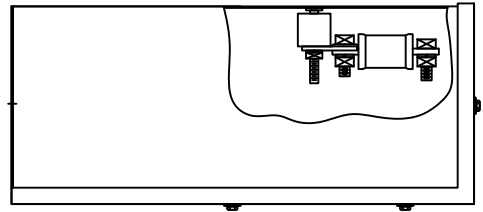
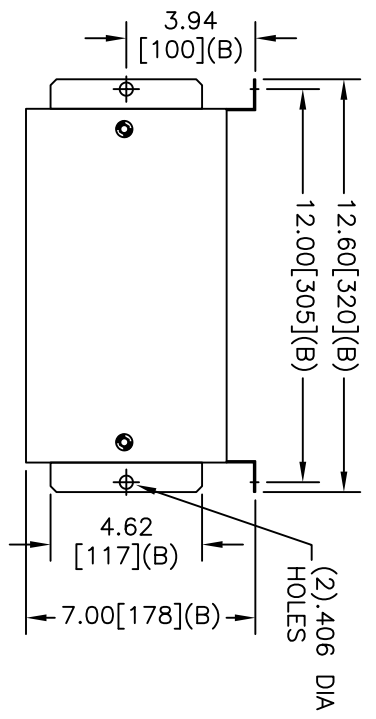
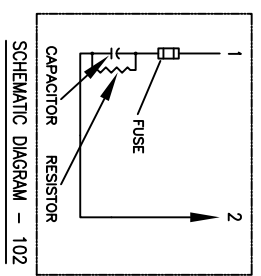
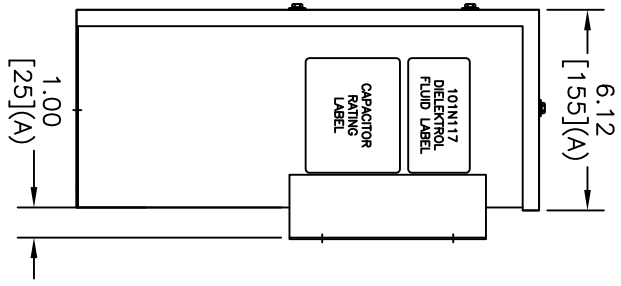


SIZE	DWG NO	SHT	REV
A	65L812TY2	2	1
REV	DESCRIPTION	DATE	APPROVED
1	CORRECT SCHEMATIC	5/26/2004	BTR



(4) .31 x .50 SLOTS
 .31 - 18 x 1.00 BOLT FOR LINE CONN.



GE CAPACITOR

WITH INTERNAL DISCHARGE RESISTORS

CAT 65L812TY2 SN
 17.5 KVAR 240V 60HZ 1PH

CONTAINS 0.16 GAL. COMBUSTIBLE LIQUID WITH LESS THAN ONE PART PER MILLION PCB ON MFG DATE MM/YY
 CAUTION BEFORE INSTALLING OR OPERATING READ GSH-2738

NP267203 FORT EDWARD, N.Y. MADE IN U.S.A.

INDUSTRIAL SYSTEMS
 FORT EDWARD, N.Y., U.S.A.

INDUSTRY

DATE 7/29/2003 DATE 8/6/2003

SCALE A

SHEET 2 CONT -

ISSUED

TOL	+/-
A	.06
B	.12
C	.18
D	.25

DISTR. TO