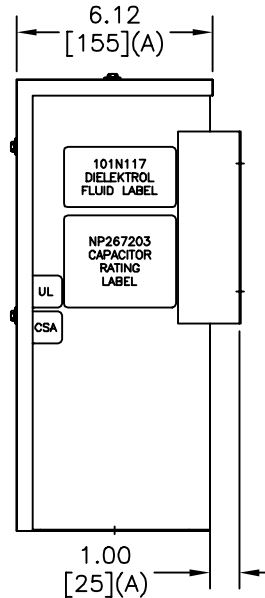
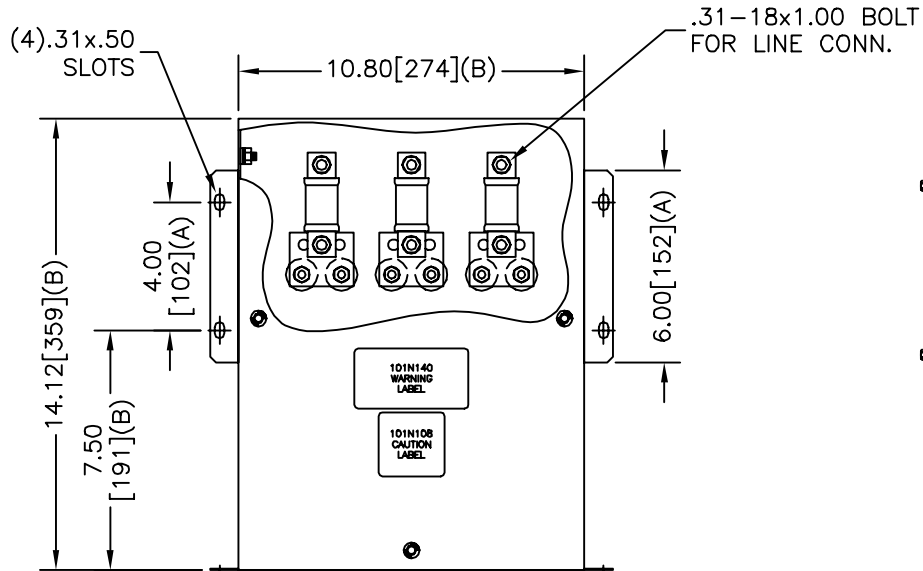
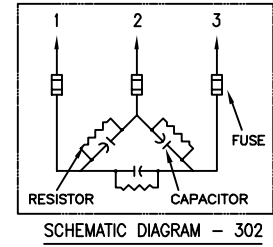


| | | | |
|-----------|---------------------|----------|----------|
| SIZE A | DWG NO 65L815TN2 | SHT 2 | REV |
| REV | DESCRIPTION | DATE | APPROVED |



GE CAPACITOR
 WITH INTERNAL DISCHARGE RESISTORS
 CAT 65L815TN2 SN
 25 KVAR 240V 60HZ 3PH

 CONTAINS 0.19 GAL. COMBUSTIBLE LIQUID WITH LESS THAN ONE PART PER MILLION PCB ON MFG DATE MM/YYYY
 CAUTION! BEFORE INSTALLING OR OPERATING READ GEH-2738
 NP267203 FORT EDWARD, N.Y. MADE IN U.S.A.

| TOL | +/- |
|-----|-----|
| A | .06 |
| B | .12 |
| C | .18 |
| D | .25 |

| | | |
|---|-------------------|------------------|
| INDUSTRIAL SYSTEMS FORT EDWARD, N.Y., U.S.A. | | SIZE A |
| DRAWN A.COZZENS | DATE 7/8/2003 | SCALE |
| ISSUED | DATE 7/16/2003 | |

OUTLINE
65L815TN2

SHEET 2 CONT ON -

DISTR. TO