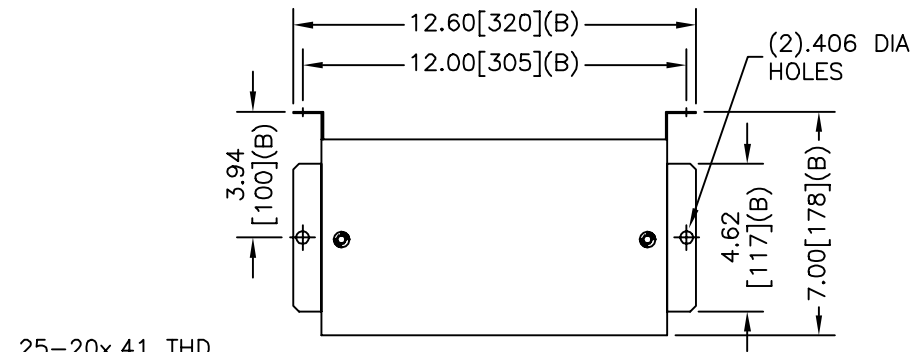


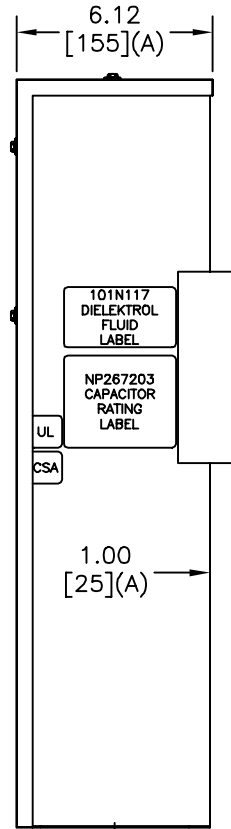
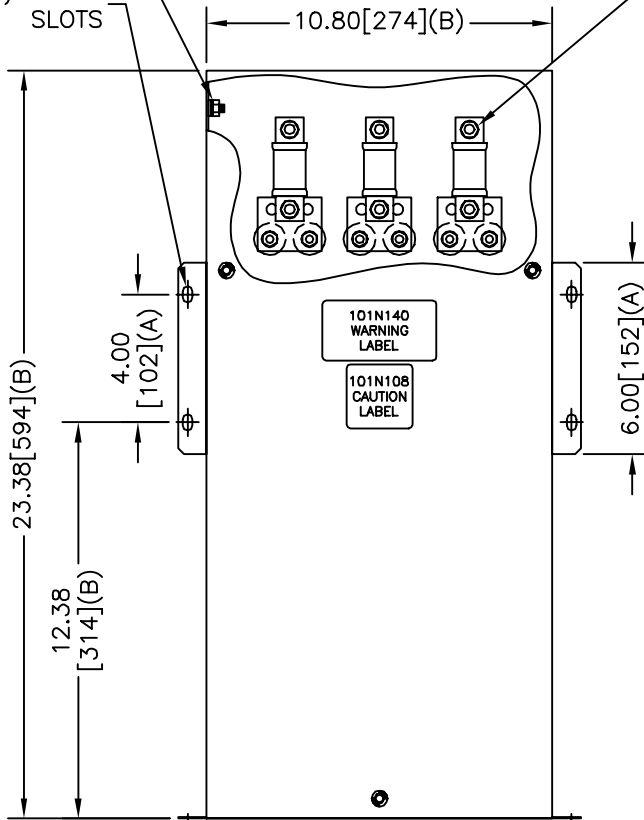

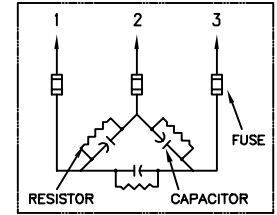
SIZE A	DWG NO 65L816TN2	SHT 2	REV
REV	DESCRIPTION	DATE	APPROVED



.25-20x.41 THD.  
FOR GRD. CONN.

(4).31x.50  
SLOTS

.31-18x1.00 BOLT  
FOR LINE CONN.



**GE CAPACITOR**

WITH INTERNAL DISCHARGE RESISTORS

CAT 65L816TN2 SN  
27.5 KVAR 240V 60HZ 3PH

CONTAINS 0.46 GAL. COMBUSTIBLE LIQUID WITH LESS THAN ONE PART PER MILLION PCB ON MFG DATE MM/YYYY  
CAUTION! BEFORE INSTALLING OR OPERATING READ GEH- 2738

NP267203 FORT EDWARD, N.Y. MADE IN U.S.A.

TOL	+/-
A	.06
B	.12
C	.18
D	.25

**INDUSTRIAL SYSTEMS**  
FORT EDWARD, N.Y., U.S.A.

DRAWN	A.COZZENS	DATE	7/8/2003
ISSUED		DATE	7/16/2003

SIZE  
**A**

SCALE

OUTLINE  
**65L816TN2**

SHEET 2 CONT ON -

DISTR. TO