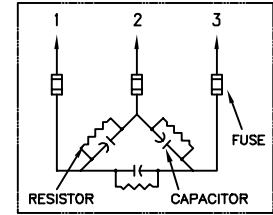


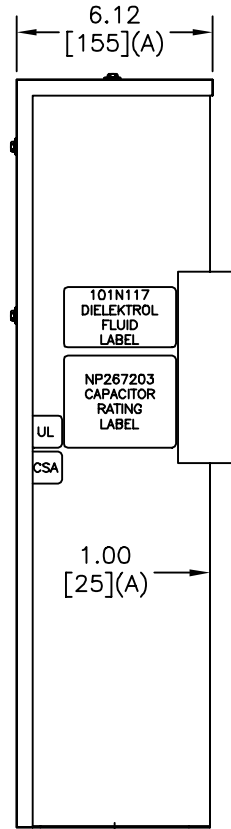
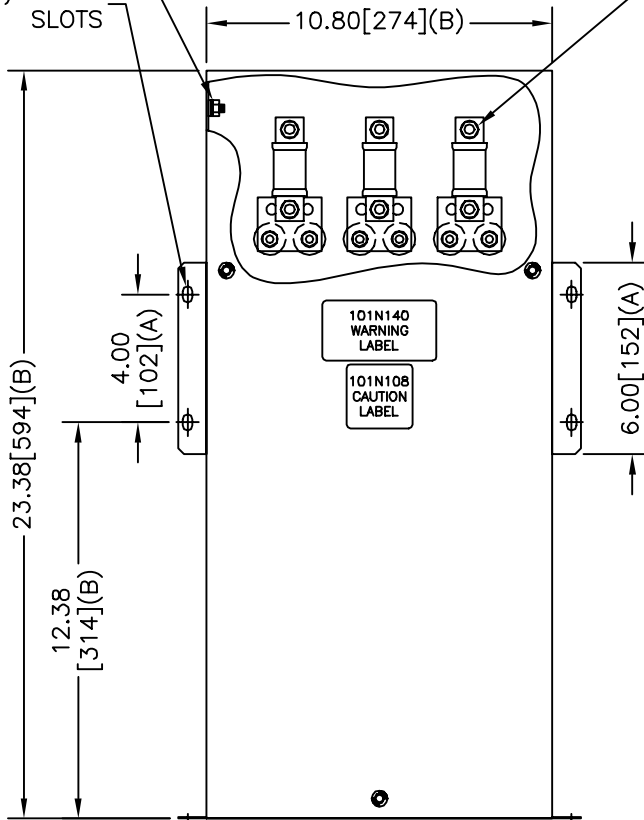

SIZE A	DWG NO 65L817TN2	SHT 2	REV
REV	DESCRIPTION	DATE	APPROVED



.25-20x.41 THD.
FOR GRD. CONN.

(4).31x.50
SLOTS

.31-18x1.00 BOLT
FOR LINE CONN.



GE CAPACITOR

WITH INTERNAL DISCHARGE RESISTORS

CAT 65L817TN2 SN
 30 KVAR 240V 60HZ 3PH

CONTAINS 0.4 GAL. COMBUSTIBLE LIQUID WITH LESS THAN ONE PART PER MILLION PCB ON MFG DATE MM/YYYY
 CAUTION! BEFORE INSTALLING OR OPERATING READ GEH- 2738

NP267203 FORT EDWARD, N.Y. MADE IN U.S.A.

TOL	+/-
A	.06
B	.12
C	.18
D	.25

INDUSTRIAL SYSTEMS
FORT EDWARD, N.Y., U.S.A.

DRAWN	A.COZZENS	DATE	7/10/2003
ISSUED		DATE	7/16/2003

SIZE
A

SCALE

OUTLINE
65L817TN2

SHEET 2 CONT ON -

DISTR. TO