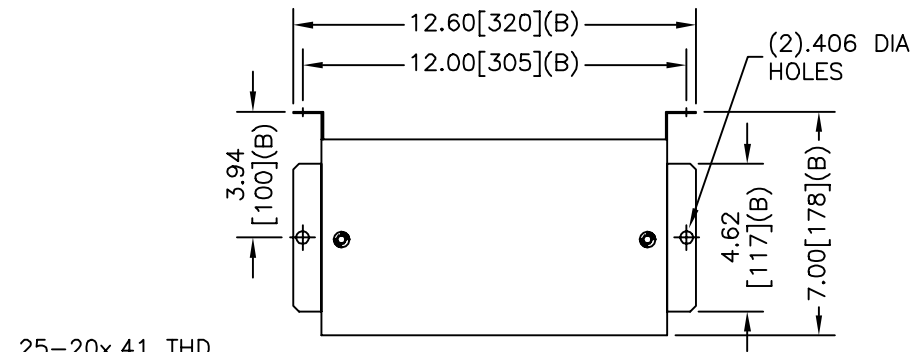


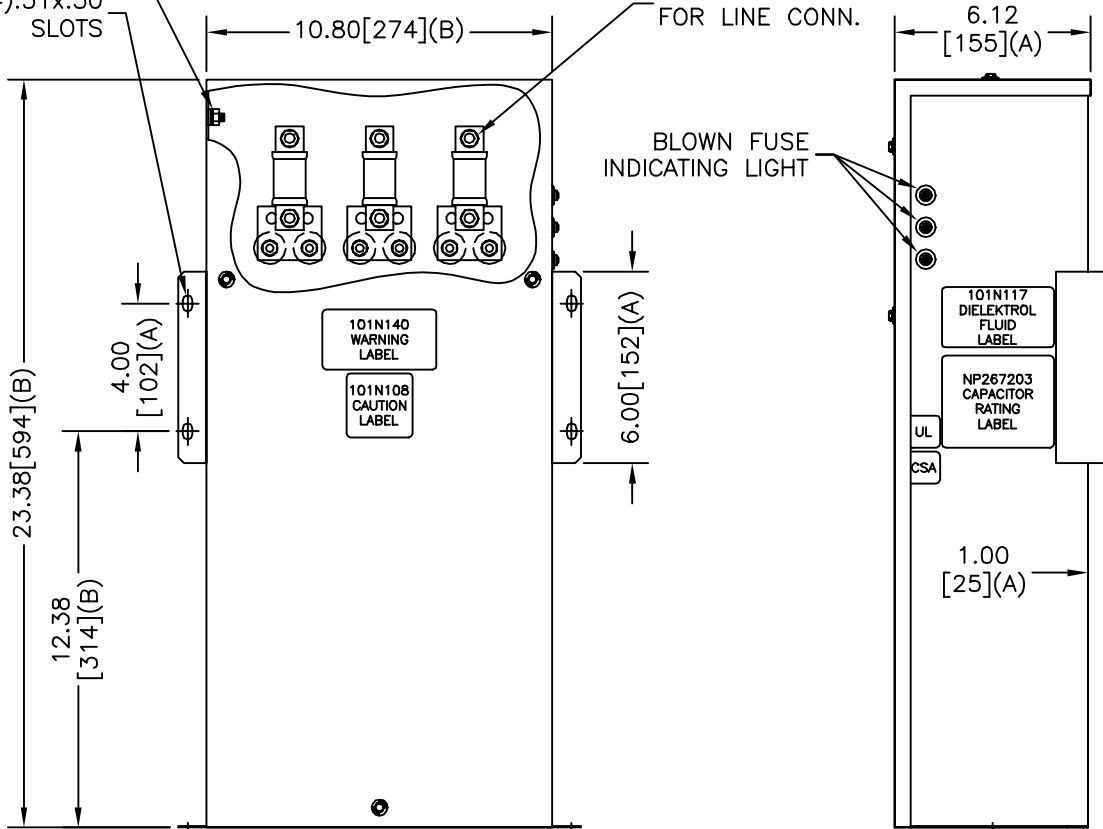

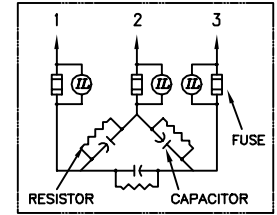
SIZE A	DWG NO 65L818TQ2	SHT 2	REV
REV	DESCRIPTION	DATE	APPROVED



.25-20x.41 THD.
FOR GRD. CONN.

(4).31x.50
SLOTS

.31-18x1.00 BOLT
FOR LINE CONN.



GE CAPACITOR

WITH INTERNAL DISCHARGE RESISTORS

CAT 65L818TQ2 SN
32.5 KVAR 240V 60HZ 3PH

CONTAINS 0.36 GAL. COMBUSTIBLE LIQUID WITH LESS THAN ONE PART PER MILLION PCB ON MFG DATE MM/YYYY
CAUTION! BEFORE INSTALLING OR OPERATING READ GEH- 2738

NP267203 FORT EDWARD, N.Y. MADE IN U.S.A.

TOL	+/-
A	.06
B	.12
C	.18
D	.25

INDUSTRIAL SYSTEMS FORT EDWARD, N.Y., U.S.A.		SIZE A
DRAWN A.COZZENS	DATE 7/10/2003	SCALE
ISSUED	DATE 7/16/2003	

OUTLINE
65L818TQ2

SHEET 2 CONT ON -

DISTR. TO