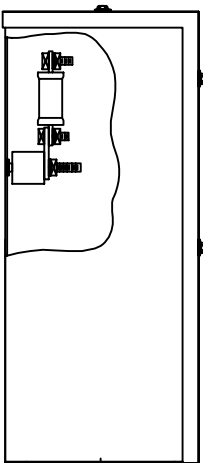
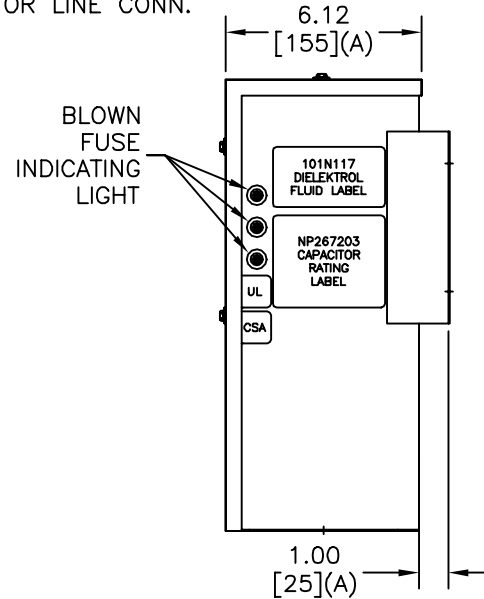
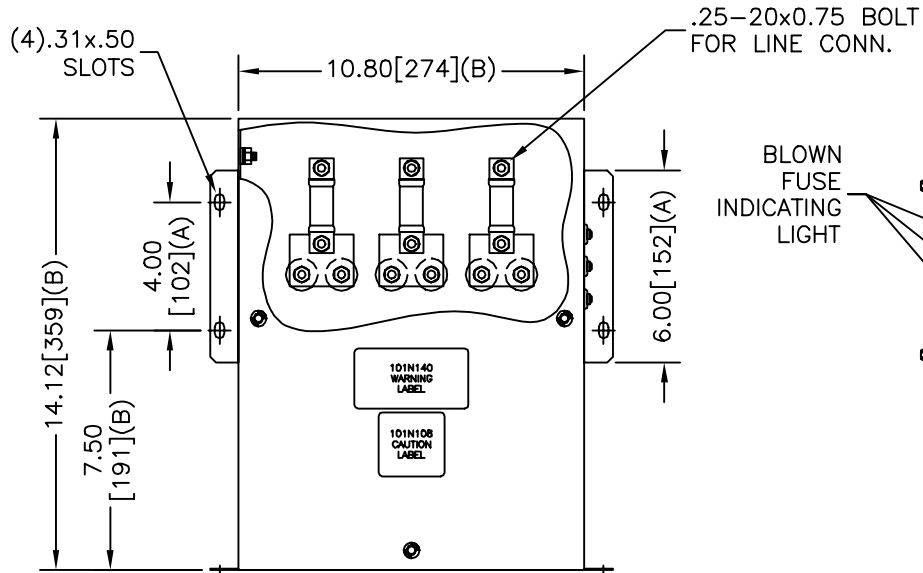
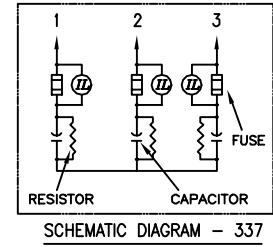


|           |                     |          |          |
|-----------|---------------------|----------|----------|
| SIZE<br>A | DWG NO<br>65L819TK2 | SHT<br>2 | REV      |
| REV       | DESCRIPTION         | DATE     | APPROVED |
|           |                     |          |          |



**GE CAPACITOR**

WITH INTERNAL DISCHARGE RESISTORS

CAT 65L819TK2 SN  
35 KVAR 600V 60HZ 3PH

CONTAINS 0.19 GAL. COMBUSTIBLE LIQUID WITH LESS THAN ONE PART PER MILLION PCB ON MFG DATE MM/YYYY  
CAUTION! BEFORE INSTALLING OR OPERATING READ GEH-2738

NP267203 FORT EDWARD, N.Y. MADE IN U.S.A.

| TOL | +/- |
|-----|-----|
| A   | .06 |
| B   | .12 |
| C   | .18 |
| D   | .25 |

|   |  |   |
|---|--|---|
| <b>INDUSTRIAL SYSTEMS</b><br><b>FORT EDWARD, N.Y., U.S.A.</b> | SIZE<br><b>A</b>   | <h1 style="margin: 0;">OUTLINE</h1> <h2 style="margin: 0;">65L819TK2</h2> |
|   | DRAWN <b>B.Ross</b> DATE <b>5/13/2003</b><br>ISSUED                      DATE <b>5/14/2003</b> |   |
| SHEET <b>2</b> CONT ON <b>-</b>                               |  | DISTR. TO   |