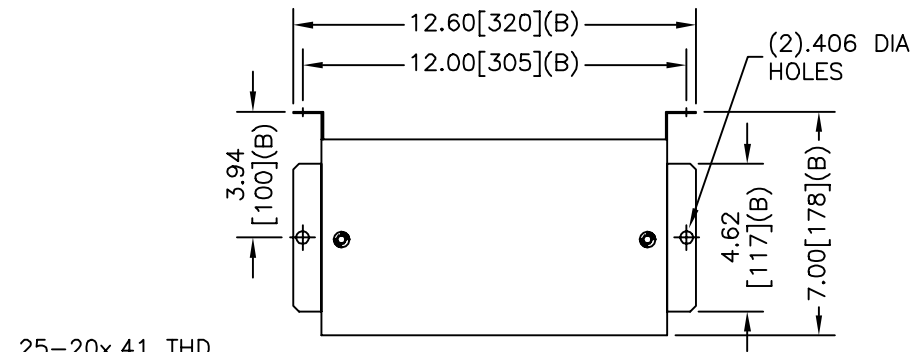


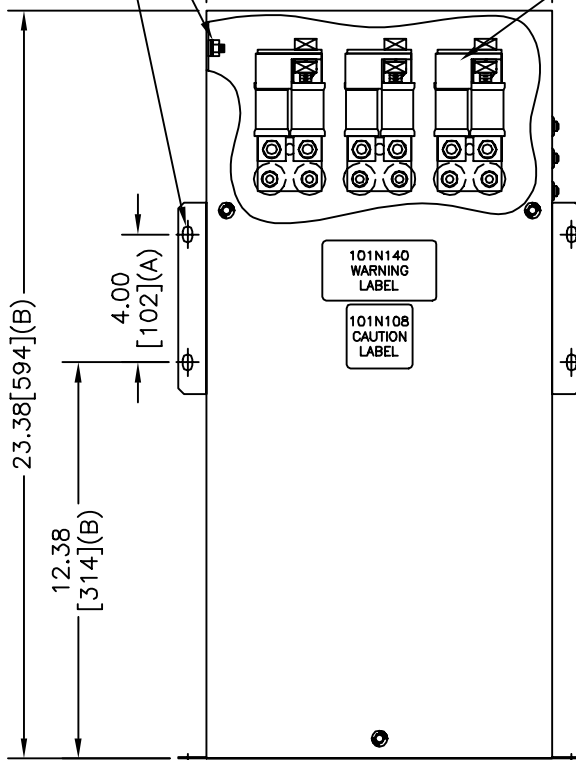

SIZE A	DWG NO 65L822TQ2	SHT 2	REV
REV	DESCRIPTION	DATE	APPROVED



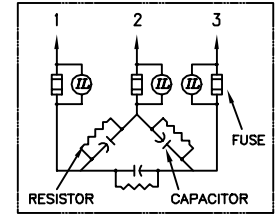
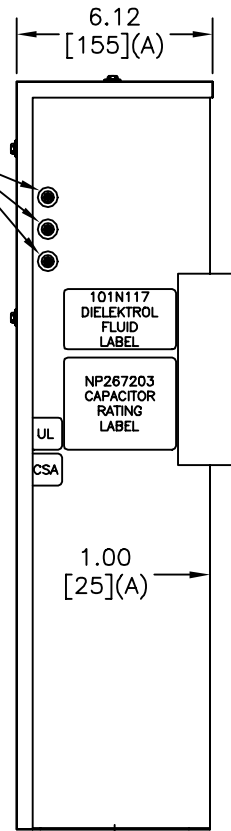
.25-20x.41 THD.  
FOR GRD. CONN.

(4) .31x.50  
SLOTS

LINE TERM. FOR  
6-250MCM



BLOWN FUSE  
INDICATING LIGHT



**GE CAPACITOR**  
 WITH INTERNAL DISCHARGE RESISTORS  
 CAT 65L822TQ2 SN  
 42.5 KVAR 240V 60HZ 3PH  
 CONTAINS 0.49 GAL. COMBUSTIBLE LIQUID WITH LESS THAN  
 ONE PART PER MILLION PCB ON MFG DATE MM/YYYY  
 CAUTION! BEFORE INSTALLING OR OPERATING READ GEH- 2738  
 NP267203 FORT EDWARD, N.Y. MADE IN U.S.A.

TOL	+/-
A	.06
B	.12
C	.18
D	.25

**INDUSTRIAL SYSTEMS**  
**FORT EDWARD, N.Y., U.S.A.**  

DRAWN	A.COZZENS	DATE	7/10/2003
ISSUED		DATE	7/16/2003

SIZE  
**A**  
 SCALE

# OUTLINE

## 65L822TQ2

SHEET 2 CONT ON -

DISTR. TO