

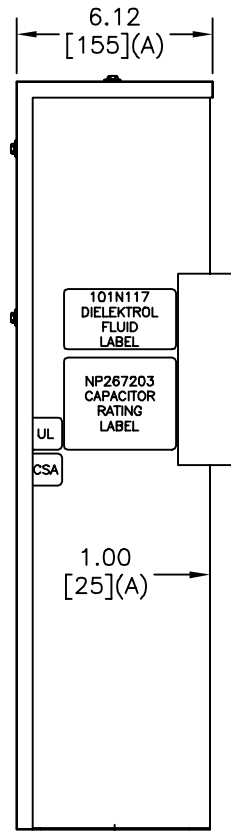
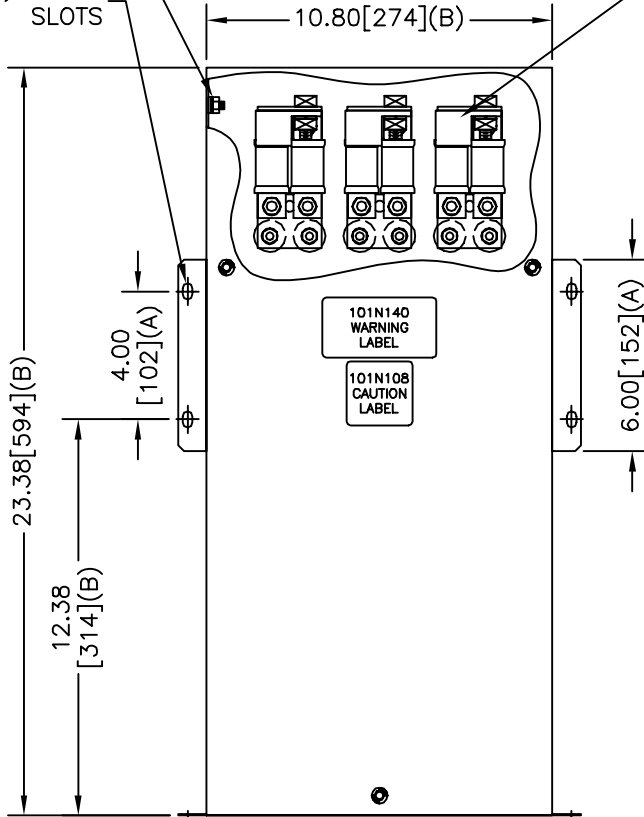

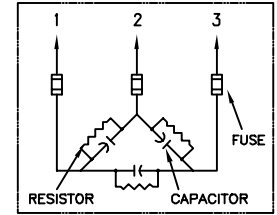
| | | | |
|-----------|---------------------|----------|----------|
| SIZE A | DWG NO 65L824TN2 | SHT 2 | REV |
| REV | DESCRIPTION | DATE | APPROVED |



.25-20x.41 THD.
FOR GRD. CONN.

(4).31x.50
SLOTS

LINE TERM. FOR
6-250MCM



GE CAPACITOR

WITH INTERNAL DISCHARGE RESISTORS

CAT 65L824TN2 SN
47.5 KVAR 240V 60HZ 3PH

CONTAINS 0.42 GAL. COMBUSTIBLE LIQUID WITH LESS THAN ONE PART PER MILLION PCB ON MFG DATE MM/YYYY
CAUTION! BEFORE INSTALLING OR OPERATING READ GEH- 2738

NP267203 FORT EDWARD, N.Y. MADE IN U.S.A.

| TOL | +/- |
|-----|-----|
| A | .06 |
| B | .12 |
| C | .18 |
| D | .25 |

INDUSTRIAL SYSTEMS
FORT EDWARD, N.Y., U.S.A.

DRAWN A.COZZENS DATE 7/10/2003

ISSUED DATE 7/16/2003

SIZE
A

SCALE

OUTLINE
65L824TN2

SHEET 2 CONT ON -

DISTR. TO