

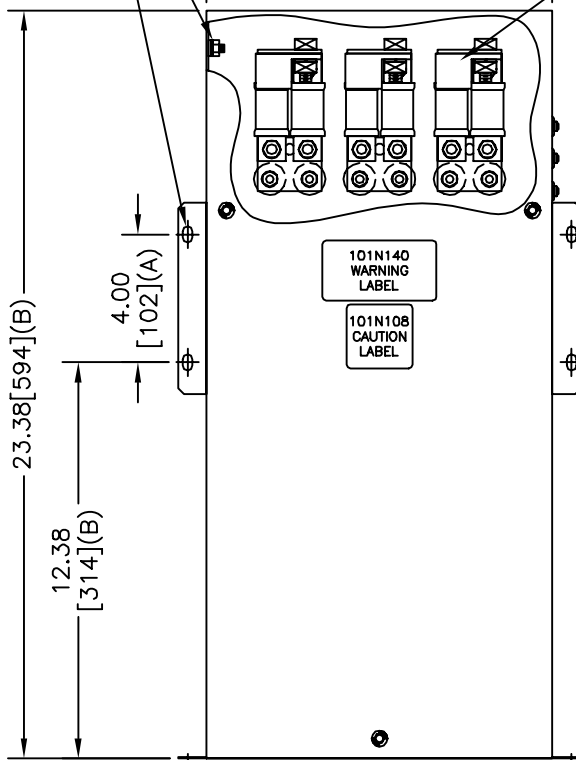

SIZE A	DWG NO 65L824TQ2	SHT 2	REV
REV	DESCRIPTION	DATE	APPROVED



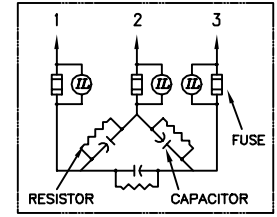
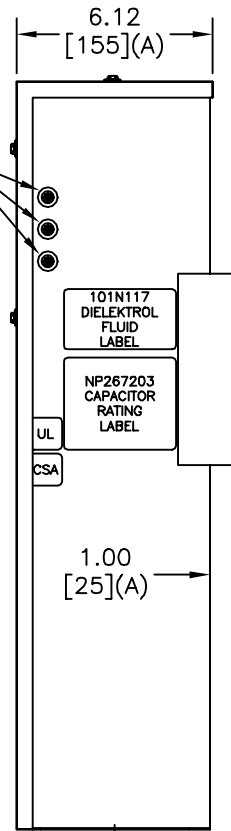
.25-20x.41 THD.
FOR GRD. CONN.

(4).31x.50
SLOTS

LINE TERM. FOR
6-250MCM



BLOWN FUSE
INDICATING LIGHT



SCHEMATIC DIAGRAM - 302

GE CAPACITOR

WITH INTERNAL DISCHARGE RESISTORS

CAT 65L824TQ2 SN

47.5 KVAR 240V 60HZ 3PH

CONTAINS 0.42 GAL. COMBUSTIBLE LIQUID WITH LESS THAN ONE PART PER MILLION PCB ON MFG DATE MM/YYYY
CAUTION! BEFORE INSTALLING OR OPERATING READ GEH- 2738

NP267203 FORT EDWARD, N.Y. MADE IN U.S.A.

TOL	+/-
A	.06
B	.12
C	.18
D	.25

**INDUSTRIAL SYSTEMS
FORT EDWARD, N.Y., U.S.A.**

DRAWN	A.COZZENS	DATE	7/10/2003
ISSUED		DATE	7/16/2003

SIZE
A

SCALE

OUTLINE

65L824TQ2

SHEET 2 CONT ON -

DISTR. TO