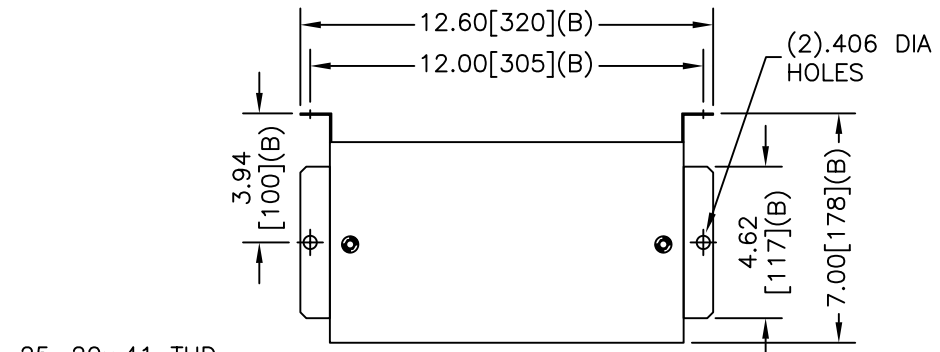


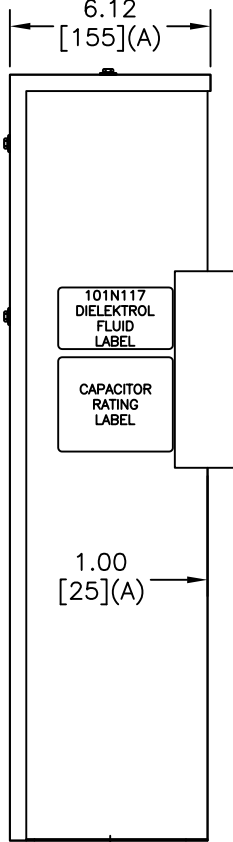
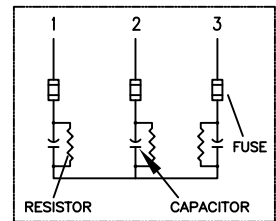
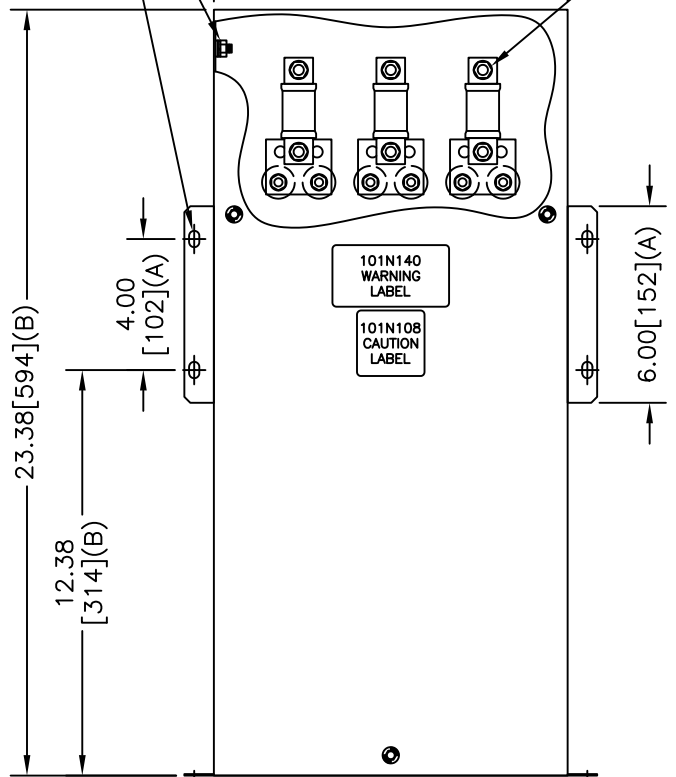

SIZE A	DWG NO 65L829TH2	SHT 2	REV
REV	DESCRIPTION	DATE	APPROVED



.25-20x.41 THD.
FOR GRD. CONN.

(4).31x.50
SLOTS

.31-18x1.00 BOLT
FOR LINE CONN.



POWER FACTOR
CORRECTION CAPACITOR

WITH INTERNAL DISCHARGE RESISTORS

CAT 65L829TH2 SN
70 KVAR 600V 60HZ 3PH

CONTAINS 0.38 GAL. COMBUSTIBLE LIQUID WITH LESS THAN
ONE PART PER MILLION PCB ON MFG DATE MM/YYYY
CAUTION! BEFORE INSTALLING OR OPERATING READ GEH- 2738

www.GEindustrial.com

FORT EDWARD, N.Y.
MADE IN U.S.A.

LISTED
CAPACITOR
42E LR49913
C22.2 No.190

TOL	+/-
A	.06
B	.12
C	.18
D	.25

INDUSTRIAL SYSTEMS
FORT EDWARD, N.Y., U.S.A.

DRAWN	B.Ross	DATE	5/13/2003
ISSUED		DATE	5/14/2003

SIZE
A

SCALE

OUTLINE
65L829TH2

SHEET 2 CONT ON -

DISTR. TO