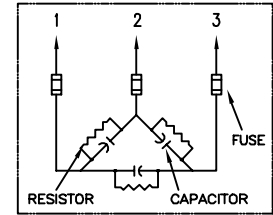
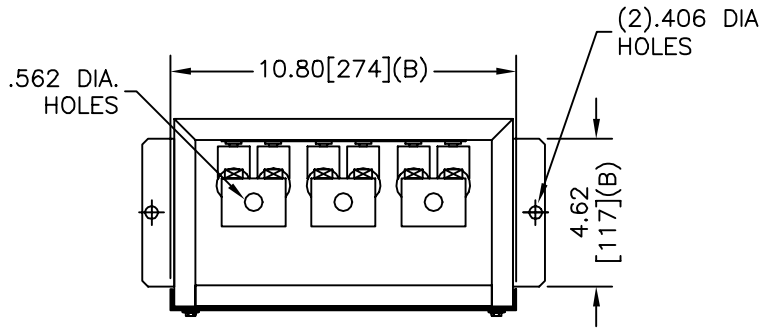
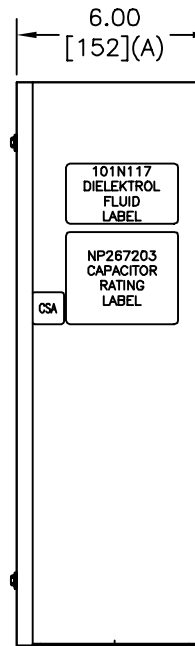
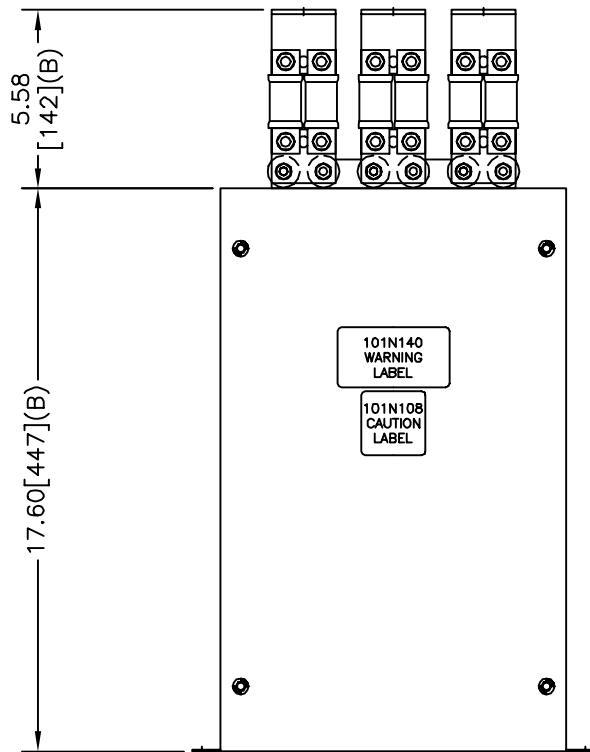



SIZE A	DWG NO 65L881TN3	SHT 2	REV
REV	DESCRIPTION	DATE	APPROVED



SCHEMATIC DIAGRAM - 302



**GE CAPACITOR**

WITH INTERNAL DISCHARGE RESISTORS

CAT 65L881TN3 SN  
35 KVAR 240V 60HZ 3PH

CONTAINS 0.33 GAL. COMBUSTIBLE LIQUID WITH LESS THAN ONE PART PER MILLION PCB ON MFG DATE MM/YYYY  
CAUTION! BEFORE INSTALLING OR OPERATING READ GEH- 2738

NP267203 FORT EDWARD, N.Y. MADE IN MEXICO

TOL	+/-
A	.06
B	.12
C	.18
D	.25

<b>INDUSTRIAL SYSTEMS</b> <b>FORT EDWARD, N.Y., U.S.A.</b>		SIZE <b>A</b>
DRAWN	B.Ross	DATE 6/27/2003
ISSUED		DATE 7/9/2003

SCALE	
-------	--

<h1>OUTLINE</h1> <h2>65L881TN3</h2>	SHEET 2 CONT ON -
-------------------------------------	----------------------

DISTR. TO