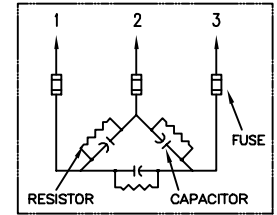
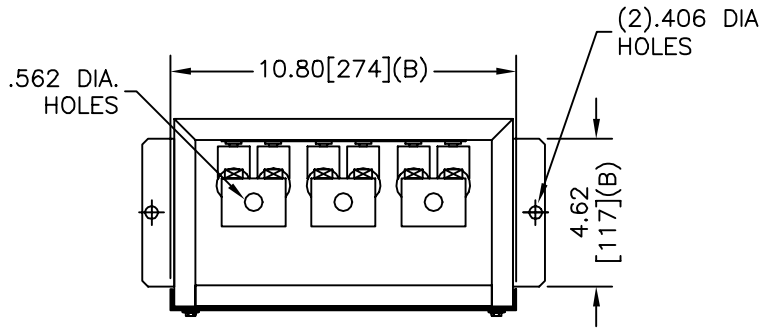
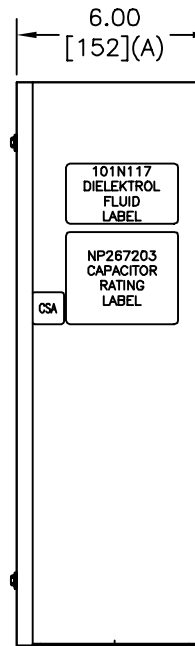
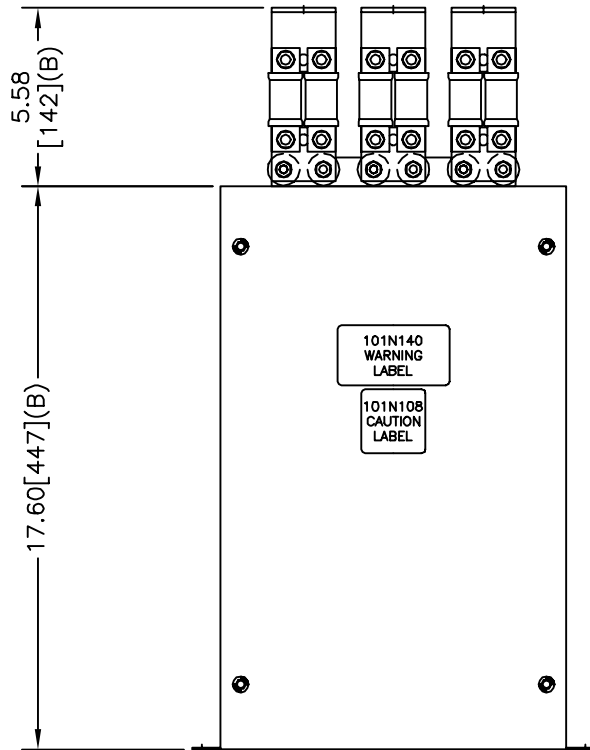



SIZE A	DWG NO 65L883TN3	SHT 2	REV
REV	DESCRIPTION	DATE	APPROVED



SCHEMATIC DIAGRAM - 302



GE CAPACITOR

WITH INTERNAL DISCHARGE RESISTORS

CAT 65L883TN3 SN
40 KVAR 240V 60HZ 3PH

CONTAINS 0.53 GAL. COMBUSTIBLE LIQUID WITH LESS THAN ONE PART PER MILLION PCB ON MFG DATE MM/YYYY
CAUTION! BEFORE INSTALLING OR OPERATING READ GEH- 2738

NP267203 FORT EDWARD, N.Y. MADE IN MEXICO

TOL	+/-
A	.06
B	.12
C	.18
D	.25

**INDUSTRIAL SYSTEMS
FORT EDWARD, N.Y., U.S.A.**

DRAWN	B.Ross	DATE	6/27/2003
ISSUED		DATE	7/9/2003

SIZE
A

SCALE

**OUTLINE
65L883TN3**

SHEET	CONT
2	ON -

DISTR. TO