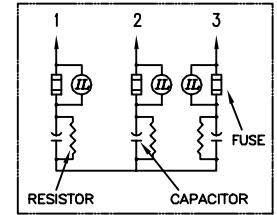
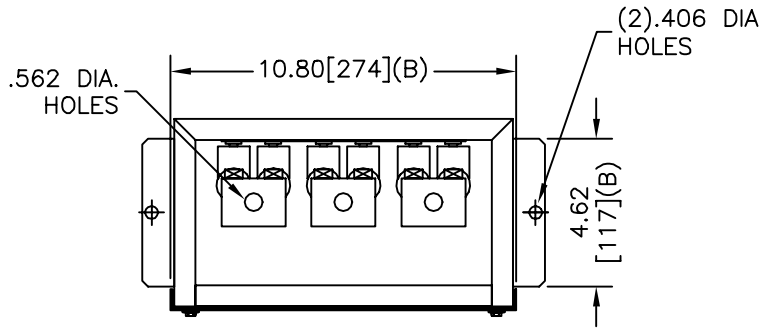
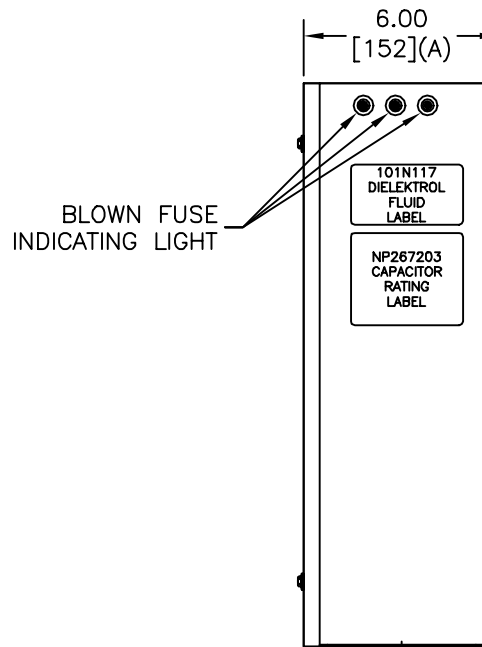
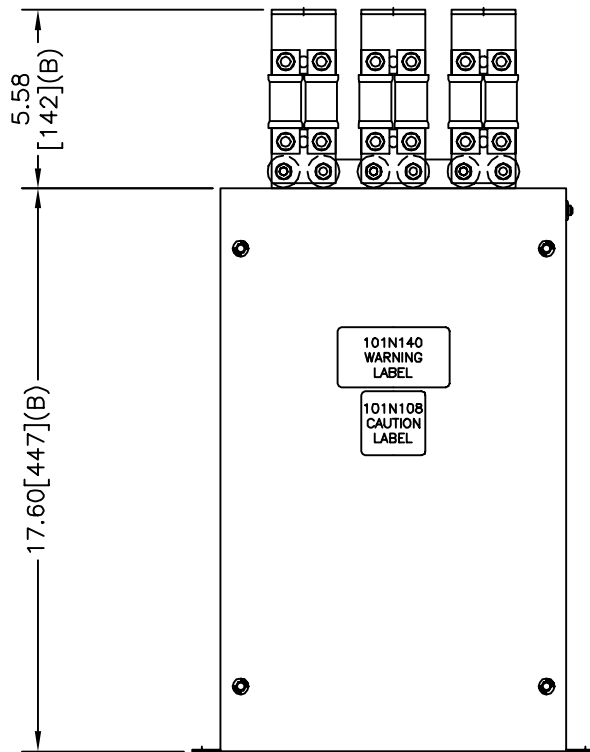
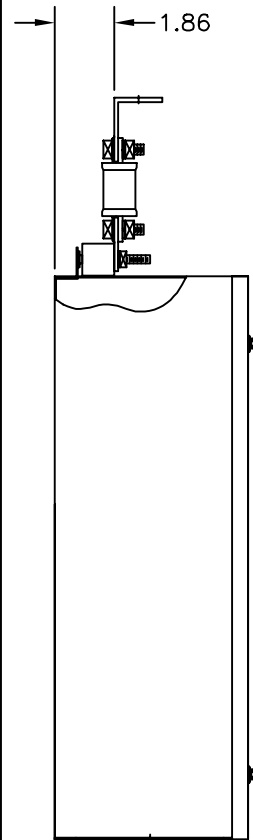


SIZE A	DWG NO 65L897TK3	SHT 2	REV
REV	DESCRIPTION	DATE	APPROVED



SCHEMATIC DIAGRAM - 337



GE CAPACITOR

WITH INTERNAL DISCHARGE RESISTORS

CAT 65L897TK3 SN
100 KVAR 600V 60HZ 3PH

CONTAINS 0.43 GAL. COMBUSTIBLE LIQUID WITH LESS THAN ONE PART PER MILLION PCB ON MFG DATE MM/YYYY
CAUTION! BEFORE INSTALLING OR OPERATING READ GEH- 2738

NP267203 FORT EDWARD, N.Y. MADE IN MEXICO

TOL	+/-
A	.06
B	.12
C	.18
D	.25

INDUSTRIAL SYSTEMS
FORT EDWARD, N.Y., U.S.A.

DRAWN	B.Ross	DATE	5/19/2003
ISSUED		DATE	5/21/2003

SIZE
A

SCALE

OUTLINE
65L897TK3

SHEET 2 CONT ON -

DISTR. TO