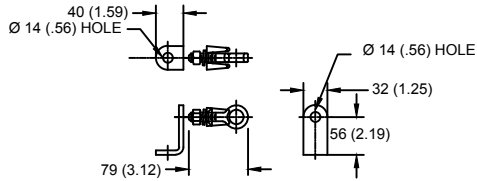
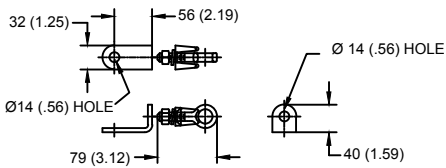


LINE TERMINAL DETAIL

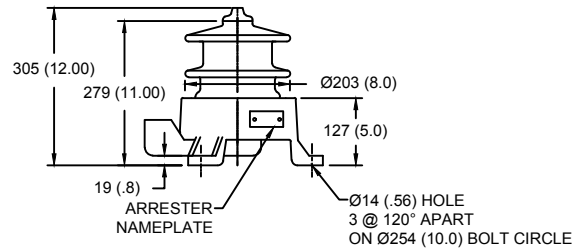


HDG TERMINAL BRACKET, PART No. 896064001
 ONE HDG TERMINAL, PART No. 2714143001
 SUITABLE FOR COPPER OR ALUMINUM CONDUCTOR SIZE
 Ø 7 (.25) - Ø 21 (.81)
 25 - 240 sq mm
 AWG#4 - 500 MCM

GROUND TERMINAL DETAIL



HDG TERMINAL BRACKET, PART No. 896064001
 ONE HDG TERMINAL, PART No. 2714143001
 SUITABLE FOR COPPER OR ALUMINUM CONDUCTOR SIZE
 Ø 7 (.25) - Ø 21 (.81)
 25 - 240 sq mm
 AWG#4 - 500 MCM



Ø = DIAMETER
 HDG = HOT DIP GALVANIZED

CHARACTERISTICS	
RATED VOLTAGE	5 kVrms
MCOV	4.2 kVrms
MASS	19kg (43lb)
CREEPAGE DISTANCE	282 (11.1)
LIGHTNING IMP W/S	110 kV
SWITCHING IMP W/S	88 kV
POWER FREQ W/S	45 kVrms
TOV 1s	6.2 kVrms
TOV 10s	5.9 kVrms
COG ABOVE BASE	160 (6.3)
HOUSING	GREY PORCELAIN

CANTILEVER FORCE	
MAXIMUM CONTINUOUS	10381 N (2334lbf)
ULTIMATE (UMS)	25951 N (5834lbf)

RECOMMENDED CLEARANCE (TO METAL PARTS)	
PHASE TO GROUND	27 (1.1)
PHASE TO PHASE	53 (2.1)

- NOTES:
 1. DIMENSIONS IN millimeters(inches) SUBJECT TO ±3% TOLERANCE
 2. CLEARANCE AND INSULATION W/S VOLTAGE APPLY AT SEA LEVEL
 3. ARRESTER SUITABLE FOR OPERATION AT ALTITUDES UP TO 4500m (14800ft)

DISCHARGE VOLTAGE (kV) FOR INDICATED IMPULSE TYPES AND CURRENT MAGNITUDES									
FRONT OF WAVE	SWITCHING SURGE	8/20 LIGHTNING IMPULSE							
		10 kA	0.5 kA	1 kA	1.5 kA	3 kA	5 kA	10 kA	20 kA
14	11	11	11	11.6	12.1	13	14.2	15.9	

IEEE C62.11
 STATION CLASS
 ARRESTER

Program Revision
 2021.04.23.04.46.14

REV DATE
01/11/2021

TITLE GE ARRESTER 4.2 KV MCOV			
SIZE S	DWG NO. 211512700	CAT / PART / ASSY NO. 9L11ZGB005AS	REV 1
DO NOT SCALE THIS DRAWING	DRN BY NON	DATE 01/11/2021	SHEET 1 OF 1