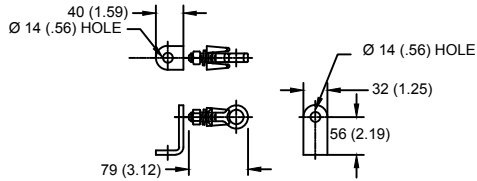
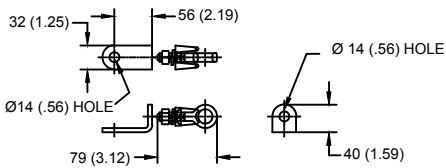


LINE TERMINAL DETAIL

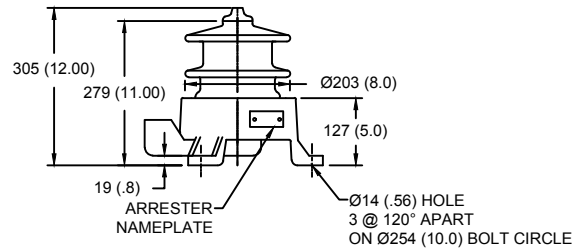


HDG TERMINAL BRACKET, PART No. 896064001
 ONE HDG TERMINAL, PART No. 2714143001
 SUITABLE FOR COPPER OR ALUMINUM CONDUCTOR SIZE
 Ø 7 (.25) - Ø 21 (.81)
 25 - 240 sq mm
 AWG#4 - 500 MCM

GROUND TERMINAL DETAIL



HDG TERMINAL BRACKET, PART No. 896064001
 ONE HDG TERMINAL, PART No. 2714143001
 SUITABLE FOR COPPER OR ALUMINUM CONDUCTOR SIZE
 Ø 7 (.25) - Ø 21 (.81)
 25 - 240 sq mm
 AWG#4 - 500 MCM



Ø = DIAMETER
 HDG = HOT DIP GALVANIZED

CHARACTERISTICS	
RATED VOLTAGE	9 kVrms
MCOV	7.65 kVrms
MASS	20kg (44lb)
CREEPAGE DISTANCE	282 (11.1)
LIGHTNING IMP W/S	110 kV
SWITCHING IMP W/S	88 kV
POWER FREQ W/S	45 kVrms
TOV 1s	11.3 kVrms
TOV 10s	10.8 kVrms
COG ABOVE BASE	160 (6.3)
HOUSING	GREY PORCELAIN
CANTILEVER FORCE	
MAXIMUM CONTINUOUS	10381 N (2334lbf)
ULTIMATE (UMS)	25951 N (5834lbf)
RECOMMENDED CLEARANCE (TO METAL PARTS)	
PHASE TO GROUND	27 (1.1)
PHASE TO PHASE	53 (2.1)

- NOTES:
 1. DIMENSIONS IN millimeters(inches) SUBJECT TO ±3% TOLERANCE
 2. CLEARANCE AND INSULATION W/S VOLTAGE APPLY AT SEA LEVEL
 3. ARRESTER SUITABLE FOR OPERATION AT ALTITUDES UP TO 4500m (14800ft)

DISCHARGE VOLTAGE (kV) FOR INDICATED IMPULSE TYPES AND CURRENT MAGNITUDES								
FRONT OF WAVE	SWITCHING SURGE	8/20 LIGHTNING IMPULSE						
		10 kA	0.5 kA	1 kA	1.5 kA	3 kA	5 kA	10 kA
26	19	20	20.3	21.4	22.4	24	26.3	29.4

IEEE C62.11
 STATION CLASS
 ARRESTER

Program Revision
 2021.04.23.04.46.14

REV DATE
01/11/2021

TITLE				GE ARRESTER 7.65 KV MCOV			
SIZE	DWG NO.	CAT / PART / ASSY NO.		REV			
S	211512702	9L11ZGB009AS		1			
DO NOT SCALE THIS DRAWING		DRN BY	NON	DATE	01/11/2021	SHEET 1 OF 1	