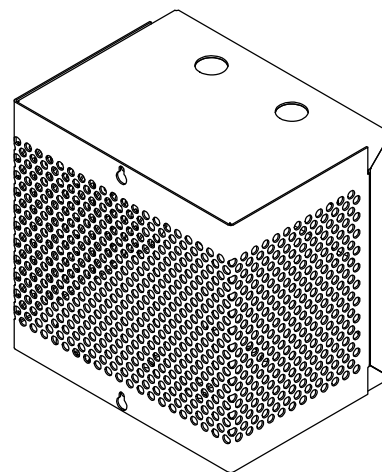
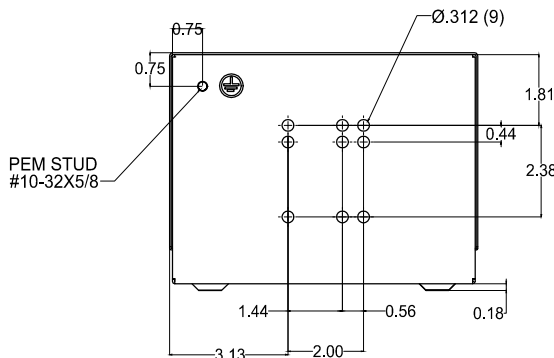
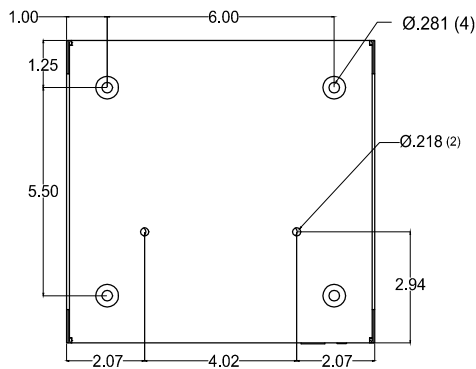
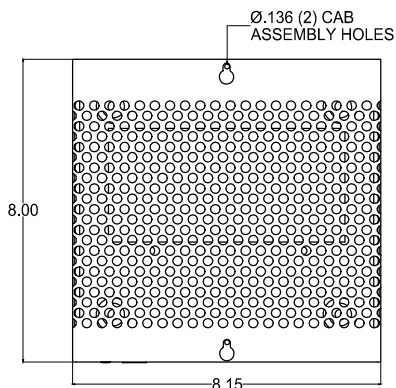
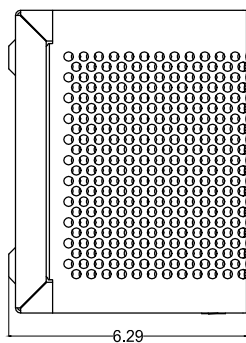
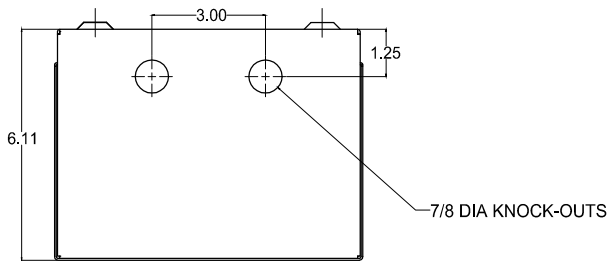


SIZE A	DWG NO 37G00114	SHT 1	REV
REV	DESCRIPTION	DATE	APPROVED

3 Phase Line/Load Reactor

NEMA 1 ENCLOSURE



- HARDWARE INCLUDED:**
- | | |
|---|-------|
| NUT 1/4-20 HEX STEEL ZINC PLATED | QTY 1 |
| NUT 1/4-20 HEX STEEL ZINC PLATED | QTY 4 |
| SCREW 1/4-20X3/4 HEX STEEL ZINC PLATED | QTY 4 |
| WASHER 1/4 FLAT STEEL ZINC PLATED | QTY 8 |
| WASHER 1/4 SPLITLOCK STEEL ZINC PLATED | QTY 4 |
| WASHER #10 FLAT STEEL ZINC PLATED | QTY 3 |
| WASHER #10 SPLITLOCK STEEL ZINC PLATED | QTY 3 |
| NUT #10-32 HEX STEEL ZINC PLATED | QTY 3 |
| SCREW #10-32X3/4 RH STEEL ZINC PLATED | QTY 2 |
| SCREW #8-32X3/4 RH SLFT STL ZINC PLATED | QTY 2 |

ALL DIMENSIONS IN INCHES UNLESS OTHERWISE NOTED

INDUCTANCE	WATTS LOSS	FUND. AMPS	MAX. AMPS	WEIGHT (LBS)
18 mH	9.6	1.0	1.5	9.0



GE GRID SOLUTIONS
CLEARWATER, FL

SIZE

A

LV LINE REACTOR
37G00114

DRAWN DCS DATE 1/11/2017

ISSUED DATE 1/11/2017

SCALE

SHEET 1 CONT ON -