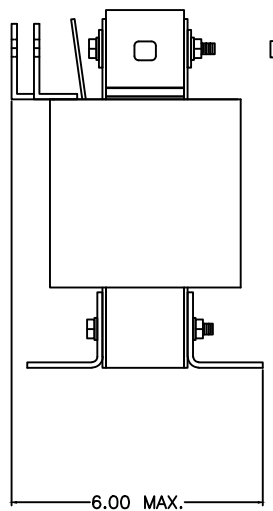
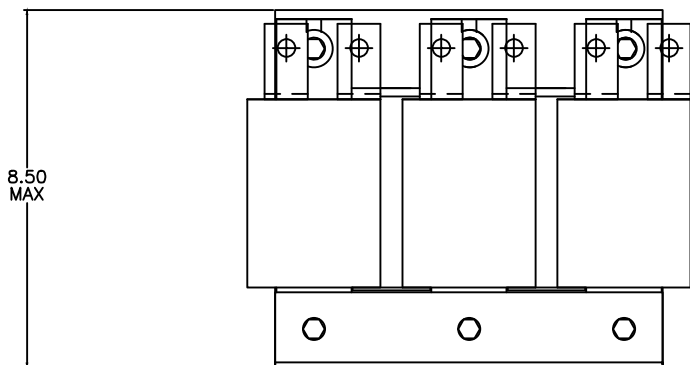
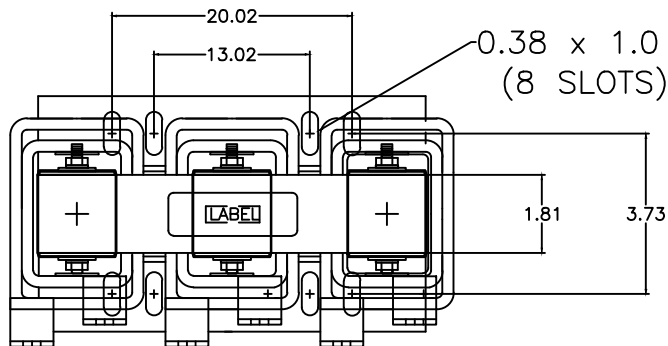


SIZE A	DWG NO 37G16002	SHT 1	REV
REV	DESCRIPTION	DATE	APPROVED

3 Phase Line/Load Reactor
OPEN FRAME



** ALSO AVAILABLE IN NEMA 1 ENCLOSURE

INDUCTANCE	WATTS LOSS	FUND. AMPS	MAX. AMPS	WEIGHT (LBS)
0.20 mH	149.0	160.0	240.0	51



GE GRID SOLUTIONS
CLEARWATER, FL

SIZE

A

LV LINE REACTOR
37G16002

DRAWN DCS DATE 1/23/2017

ISSUED DATE 1/23/2017

SCALE

SHEET 1 CONT ON -