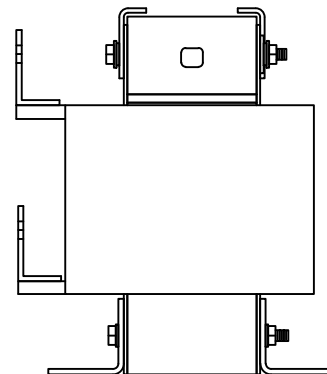
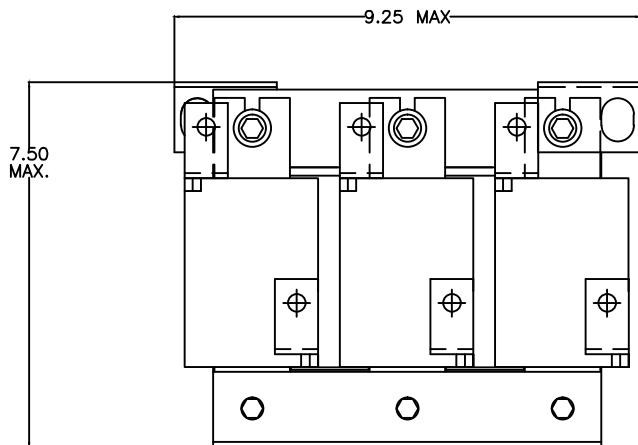
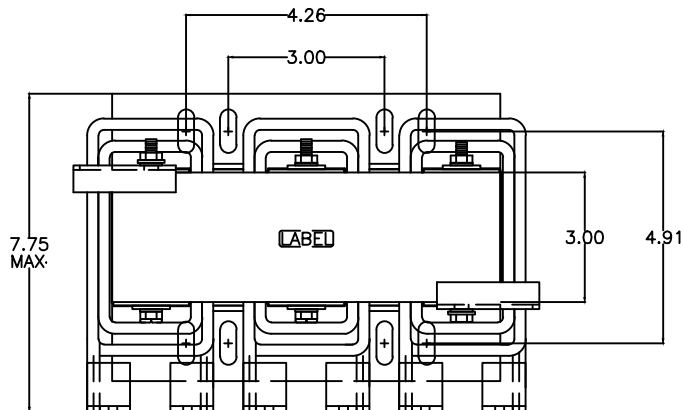


SIZE A	DWG NO 37G20001B14	SHT 1	REV
REV	DESCRIPTION	DATE	APPROVED

3 Phase Line/Load Reactor  
OPEN FRAME



\*\* ALSO AVAILABLE IN NEMA 1 ENCLOSURE

INDUCTANCE	WATTS LOSS	FUND. AMPS	MAX. AMPS	WEIGHT (LBS)
0.055 mH	124.0	200.0	300.0	38



GE GRID SOLUTIONS  
CLEARWATER, FL

SIZE

A

LV LINE REACTOR  
37G20001B14

DRAWN DCS DATE 1/23/2017

ISSUED DATE 1/23/2017

SCALE

SHEET 1 CONT ON -