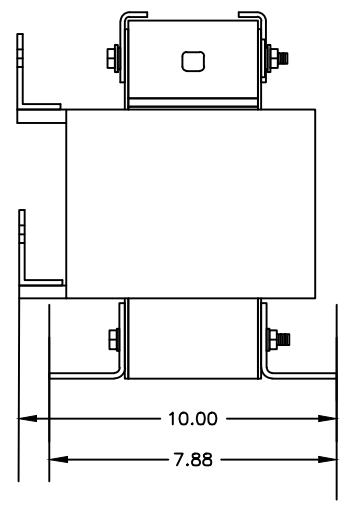
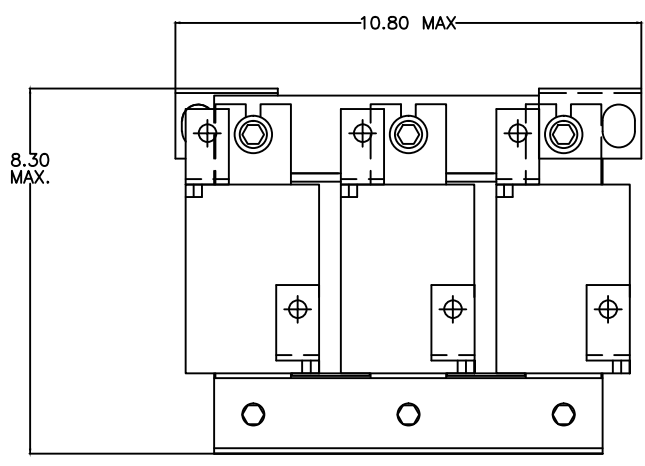
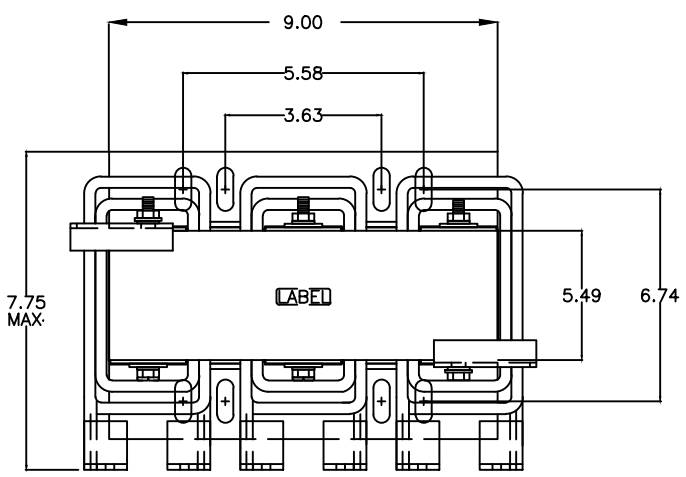


SIZE A	DWG NO 37G20003B14	SHT 1	REV
REV	DESCRIPTION	DATE	APPROVED

3 Phase Line/Load Reactor  
OPEN FRAME



\*\* ALSO AVAILABLE IN NEMA 1 ENCLOSURE

INDUCTANCE	WATTS LOSS	FUND. AMPS	MAX. AMPS	WEIGHT (LBS)
0.20 mH	146.0	200.0	300.0	100



GE GRID SOLUTIONS  
CLEARWATER, FL

SIZE  
A

LV LINE REACTOR  
37G20003B14

DRAWN DCS	DATE 1/23/2017
ISSUED	DATE 1/23/2017

SCALE	SHEET 1	CONT ON	-
-------	------------	------------	---